

Release Notes

2026.Q1.1

January 2026

Overview

This release delivers a broad set of product improvements centred on team collaboration in Logs, stronger resource planning on cost centres, enhanced portfolio team management, and several usability refinements across dashboards, invoicing, and project administration.

Feature Epics

Logs - Team Task Management

This feature allows you to take over and manage tasks directly within the team context. Users can now assign log entries to specific teams through a dedicated team control and apply priority levels to individual log tasks for clearer workload visibility. The team assignment is fully integrated with the Cost Centre (CC) data model, meaning that changing the responsible team on a measure or action is reflected consistently across the workspace. A new workspace filter makes it straightforward to narrow log views to a single team's scope.

Resource Management – Capacity Calculation on Cost Centres

Building on the existing resource planning framework, this epic extends capacity and availability calculations to the cost centre dimension. Planners can now compute both planned capacity and actual availability at the cost centre level, providing a more complete picture of resource utilisation without having to leave the resource management module.

Portfolio Team Management

This update expands the access rights and collaboration capabilities available to portfolio teams. Portfolio team members can now access project and portfolio reports directly, and dashboard visibility has been extended to the portfolio team scope. The integration layer for team management has also been completed, giving administrators a consistent way to configure and maintain portfolio team structures across the platform.

Idea Promotion to Project – Decline Improvements

The idea lifecycle now includes a dedicated declined status, making it easier for teams to track and communicate when an idea promotion has been explicitly rejected. Both the internal idea promotion view and the customer-facing project portal now reflect this status, ensuring that stakeholders at all levels have a clear and consistent view of where ideas stand in the pipeline.

Invoicing – German E-Invoice Enhancements

The German e-invoice workflow has been made more resilient: the system can now recreate the XML file when an ECM identifier is missing, preventing invoices from being stuck in an incomplete state. This improvement reduces manual intervention for finance teams operating under ZUGFeRD or XRechnung requirements.

Standalone Improvements

Several stand-alone enhancements have been delivered alongside the epics above.

The Home Dashboard has received layout and icon adjustments for large screens, along with corrected colour indicators for timesheet entry cards and improved date localisation for filtered data views.

In project administration, supplier contracts can now be assigned to any WBS element (not only the root), and organisation unit pre-selection has been streamlined when only one unit is available.

The Actions – Performance Monitoring dashboard gains a new project filter, and the Project Controlling dashboard now surfaces project container information.

The CSV employee import has been extended to include the e-mail field, and the employee synchronisation documentation for Microsoft Entra has been updated.

For questions regarding this release, please contact your account representative.

Release Notes

2026.Q1.2

February 2026

Overview

This release delivers two major enhancements to the Contract Management module: comprehensive financial data tracking for supplier contracts — including contract amounts and change orders — along with a new dedicated view for managing structured contract content.

Feature Epics

Contract – Financial Data

Users working with supplier contracts can now view and manage financial information directly within the contract record. A new “Contract Values” panel has been introduced in the contract management view, giving teams an at-a-glance summary of the contract amount and total amount without needing to navigate away.

Contract Amount

Clicking the edit icon on the Contract Amount panel opens a modal popup with an editable grid, allowing users to add, modify, or remove finance title entries. Each entry requires a title (selected from the list of active finance titles) and a monetary amount greater than zero. The system automatically sums all entries into a total contract amount, which is immediately reflected in the panel. Robust validation ensures data integrity: required fields are enforced, values must be positive, and the system gracefully handles concurrent data conflicts such as another user deleting the contract while the popup is open

Change Orders

Supplier contracts now support change orders to track scope or cost amendments over the contract lifecycle. Users can add multiple change orders, each with an auto-

assigned change order number, a status (Planned or Signed), and an unlimited number of finance title/amount lines. The sum of all change orders is displayed alongside the contract amount in the Contract Values panel, and the total amount is calculated as the combined sum of both. All change order data is editable and deletable at any time regardless of status, and the system handles data conflicts consistently with other contract views.

Contract – Content Management

To support detailed documentation of contractual obligations and deliverables, users can now maintain structured contract content directly within supplier contracts. A new “Contract Content” option has been added to the contract attributes view, opening a dedicated full-page editing screen that allows teams to capture and track all line items associated with a contract.

The Contract Content view presents an editable grid where users can add, edit, and delete items. Each item can be categorised by Namespace (Service Catalog or General Contract Obligations), assigned a unique list position, and enriched with fields such as Designation, Value, Status, Acceptance date, Defect flag, Warranty Period, and free-text Comments.

For questions regarding this release, please contact your account representative.

Release Notes 2026.Q1.3

March 2026

Overview

This document summarises the features, improvements and fixes delivered in the 2026.Q1.3 release. It covers six major feature epics spanning Contract Management, Project Scheduling, Open API integrations, as well as a number of standalone improvements and bug fixes.

Feature Epics

Contract – Financial Yearly Distribution

Contracts now support a financial yearly distribution view, allowing budget and cost values to be spread and visualised across the calendar year. Actual figures are displayed alongside planned values, giving contract managers a clear picture of financial progress over time. This was integrated into the broader data layer as part of the same feature set.

Title	Value	Total	Actuals before 2026	Actuals 2026	2026	2027	2028	Total from 2026	Total
Total		60,200.00	300.00	0.00	34,600.00	14,000.00	12,400.00	61,000.00	61,300.00
0601 527.03	Sum per title	30,100.00	0.00	0.00	19,100.00	6,000.00	6,000.00	31,100.00	31,100.00
0601 527.03	Title Current Operations				9,100.00	1,000.00	1,000.00	11,100.00	11,100.00
0601 527.03	Title Commitment Appropriation				5,000.00	10,000.00	5,000.00	20,000.00	20,000.00
FT1	Sum per title	10,100.00	200.00	0.00	5,500.00	2,000.00	2,400.00	9,900.00	10,100.00
FT1	Title Current Operations				5,000.00	1,000.00	1,000.00	7,000.00	7,000.00
FT1	Title Commitment Appropriation				500.00	1,000.00	1,400.00	2,900.00	2,900.00
FT2	Sum per title	20,000.00	100.00	0.00	10,000.00	6,000.00	4,000.00	20,000.00	20,100.00
FT2	Title Current Operations				9,000.00	3,000.00	2,000.00	14,000.00	14,000.00
FT2	Title Commitment Appropriation				1,000.00	3,000.00	2,000.00	6,000.00	6,000.00

Contract – Limit Selectable Organisation Units

Administrators can now flag specific organisation units as selectable (or not) within contracts. This restricts what users can pick when assigning org units to a contract, reducing input errors. The import process was also updated to carry this new flag, and the integration layer was extended to propagate the setting across the system.

Main

Tenant

↑ WM MV Parm

Cost centre

✓ 1006.00

Allow project assignment

Allow employee assignment

Allow contract assignment

Contract – Management of Contract Content

Contracts can now carry richer content directly within them. Two capabilities were added: the ability to attach and manage **documents** on a contract, and the ability to create **links from a contract to other objects** in the system. An **invoice summary** view was also introduced, giving users a consolidated financial overview directly on the contract record.

Contract attributes

Documents

📄 flower_white-black_s.jpg	04.03.26 10:04:57	🗑️
🔗 https://parm.com/en/leadership-software/	LINK 04.03.26 10:05:40	🗑️
🔗 myPARM CorporateNavigator	LINK 04.03.26 10:06:21	🗑️
📄 pexels-irina-iriser-1086583.jpg	04.03.26 10:04:57	🗑️
📄 snowman.jpg	04.03.26 10:04:57	🗑️

Upload file Add link

Title

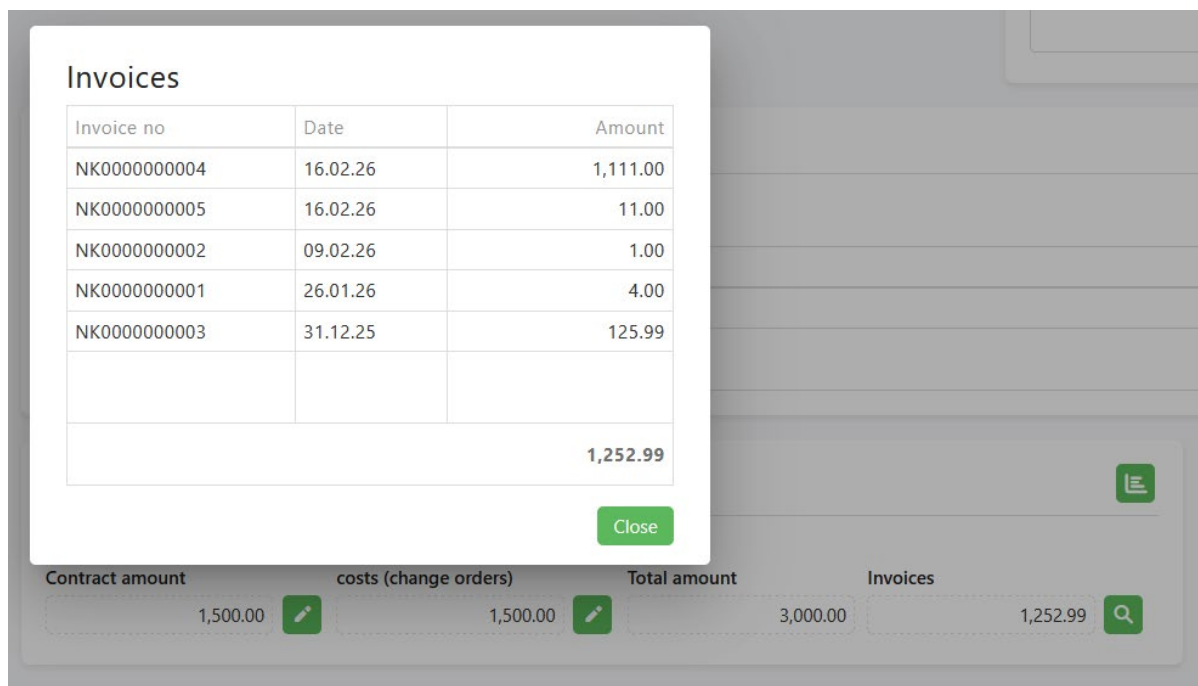
URL

Add link

Close

Contract – Invoice Summary

Contracts can now carry richer content directly within them. The Invoices column in Contract Values now displays a summary of all expenses associated with the contract. The value shown is the sum of all expenditures on activities to which the contract is assigned as a supplier contract.



Invoice no	Date	Amount
NK0000000004	16.02.26	1,111.00
NK0000000005	16.02.26	11.00
NK0000000002	09.02.26	1.00
NK0000000001	26.01.26	4.00
NK0000000003	31.12.25	125.99
		1,252.99

Close

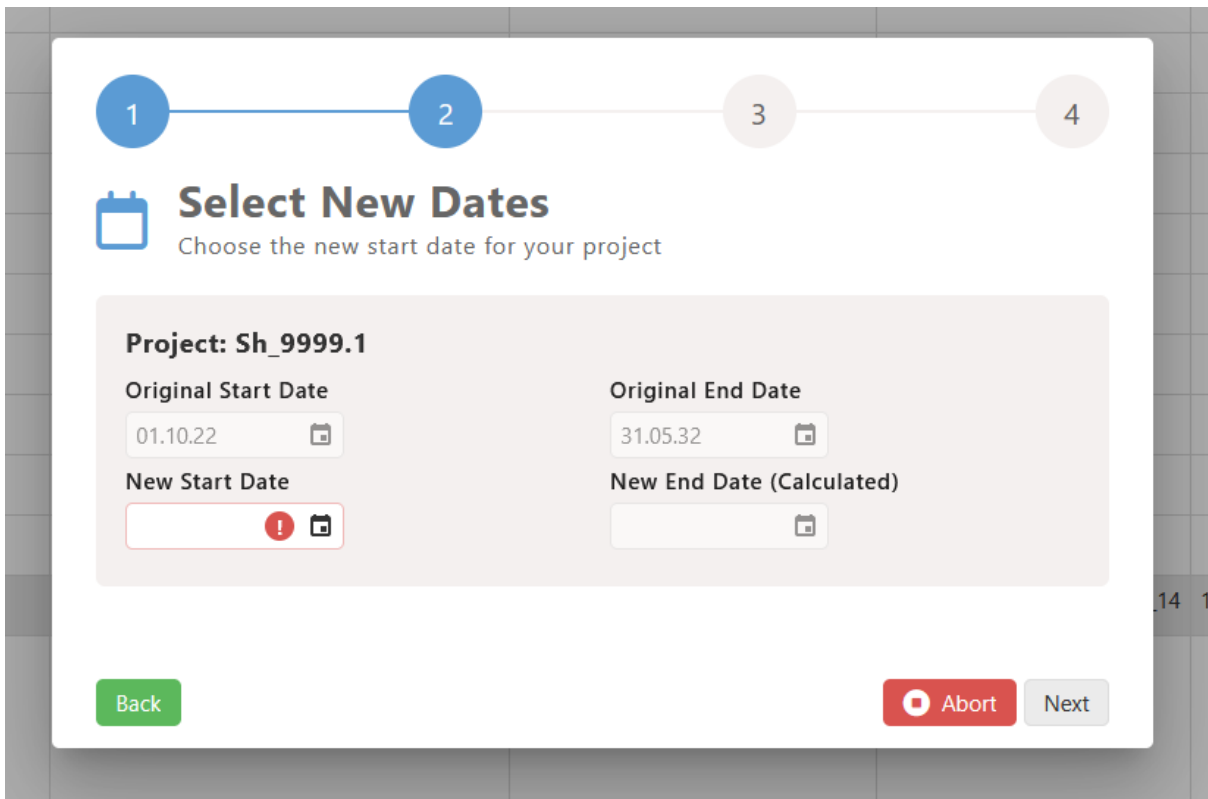
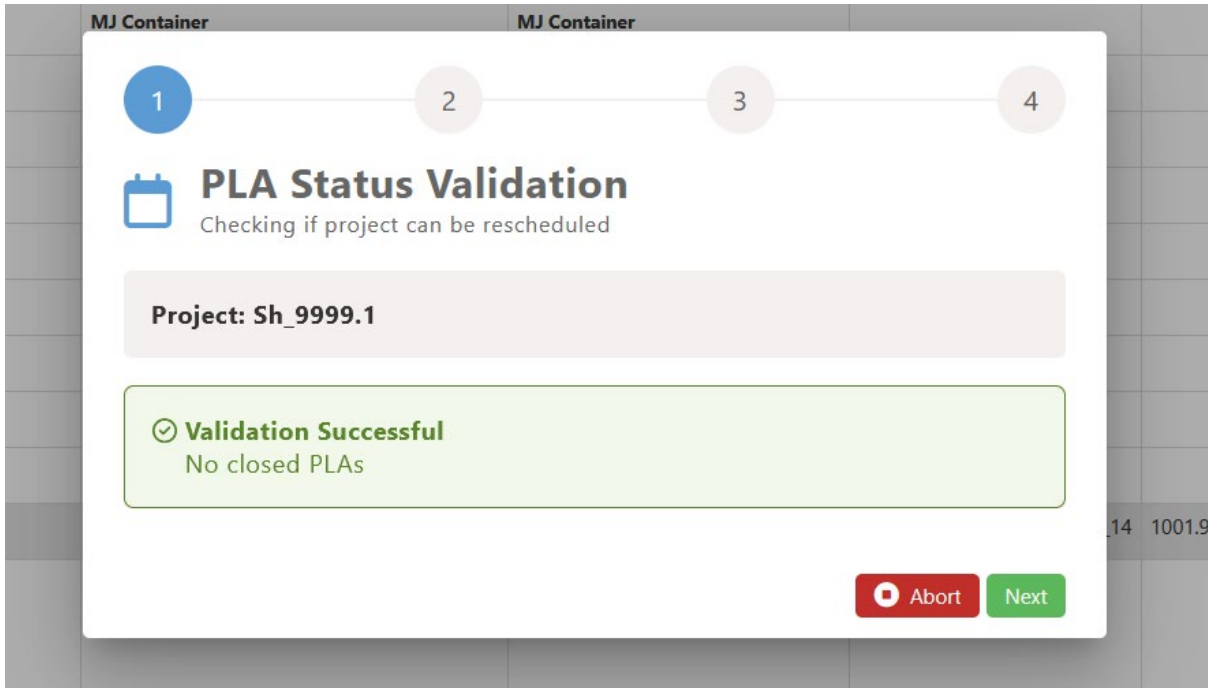
Contract amount 1,500.00 costs (change orders) 1,500.00 Total amount 3,000.00 Invoices 1,252.99

Number Field Sorting

Number fields can now be sorted correctly — previously, numeric values may have been sorted lexicographically (i.e. as text). This fix applies across relevant views and ensures numeric ordering is respected when users sort by number-type fields. Example: the values 57, 567, 5890 are now sorted correctly as 57 → 567 → 5890 (previously sorted as 5890 → 567 → 57 or similar textual ordering).

Reschedule Project

This release introduces a full project rescheduling capability. Users can now shift an entire project's timeline, triggering a validation step that checks for conflicts before applying changes. The reschedule is then processed end-to-end, and the result is pushed through integration to downstream systems.



OpenAPI – TET

This epic extends the public OpenAPI interface with new endpoints designed to support external timesheet and expenditure management integrations.

Standalone Improvements

Contract Values – Save Only Changed Data

Previously, saving any change in the Contract Values panel would send all data to the server. The behaviour has been optimised so that only rows that have been added, modified, or deleted are transmitted. This reduces unnecessary server load and data conflicts.

PLA Revenue Type – 'Not Relevant' Option

A new 'Not Relevant' option has been added to the Revenue Type combobox in PLA attributes on the Gantt chart. This option is listed first in the dropdown. When a new PLA is created, 'Not Relevant' is selected automatically as the default. PLAs with this revenue type are excluded from revenue-related calculations.

Logs – Expand Checklist by Default

In all logs that contain a Checklist (Measures, Log Actions, Collaboration/Comments), the checklist is now expanded by default instead of collapsed. This makes checklist items immediately visible without requiring an extra click.

Resource Management – Organisation Unit for Planned Employees

In the Resource Management view, the organisation unit shown for employees was previously determined based on today's date. This has been changed so the start planning date is used instead. For read-only views, the previous behaviour (today's date) is retained.

Entra ID Sync – Single Instance Support

The run-synchronizer script for Entra ID synchronisation has been updated to work correctly for both single-instance and multi-instance installations. Previously the script required manual adaptation depending on the deployment type.

For questions regarding this release, please contact your account representative.