

Release 4Q2024



Parm AG
Bahnhofstrasse 31
CH-8280 Kreuzlingen
Tel.: +41 71 243 10 00
info@parm.com
parm.com

Status: 03/2025

Contents

Summary	3
New features	3
Quality enhancements	3
Bugfixes	3
1. New features	4
Project attributes in project structure information	4
New sort and filter functions in task management.....	5
Optimization of the Kanban presentation.....	6
Top-down budget input option	6
HR – Preselection of language and myPARM start page per user	7
2. Quality enhancement.....	9
Cashflow – Showing/editing decimal values on focus	9
Project structure – Automatic focus	9
Mobile timesheet – Fast navigation.....	10
3. Bugfixes	11
TET – Add expenditures.....	11
Resource management – Weekly dashboard	11
Workspace – Grid after editing logs.....	11
Country comboboxes	11
Eternal loading indicator	11
Gantt dependency not updated correctly.....	12

Summary

Here is what's new in **Version 2024.Q4**

New features

We're excited to introduce a revamped experience designed to make your workflow more intuitive and efficient. Especially the tasks and workspace got some new features:

- Collaboration is now smoother with a new comment feature that enables seamless communication and in-time notifications.
- Tasks are easier to manage with custom-coloured flags and notes for better organization.
- New filtering options provide a clearer workspace by allowing users to focus on the most relevant tasks.

Further we enabled updates to project details and make it more efficiently, allowing for quick access and easy modifications.

Additionally, budgeting has been improved with a top-down approach and real-time warnings to maintain financial control.

Quality enhancements

We remained dedicated to quality enhancements in the fourth quarter, delivering a strong set of improvements to myPARM.


For our Cashflow engine we enabled decimal values, which are applicable to the budgeting as well. These and some other enhancements are detailed in the quality enhancements section of our release notes. We're excited to support you in exploring the latest features and hope you find this release as beneficial as we do!

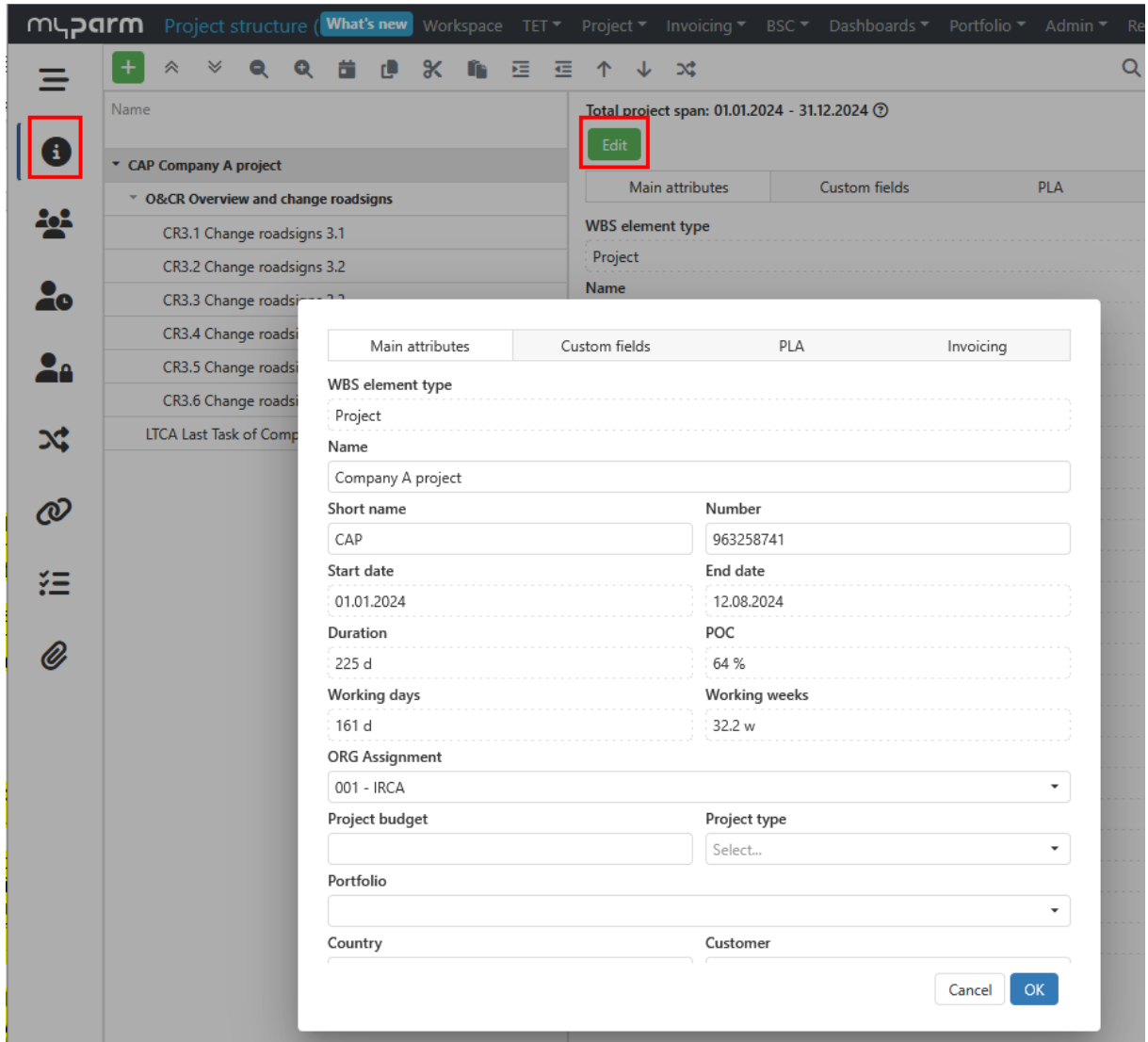
Bugfixes

Even in project management software, things don't always go as planned. We tackled a few challenging issues and found effective solutions, making myPARM even more robust and reliable for the future.

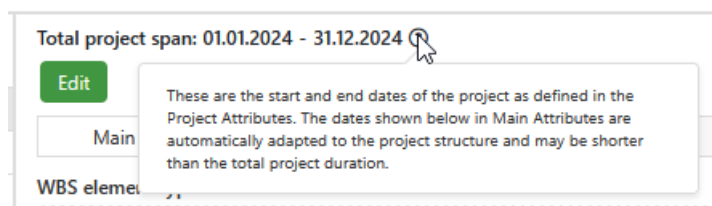
1. New features

Project attributes in project structure information

In order to streamline processes and make information available where it occurs, we now have the opportunity to edit information from project attributes in the project structure. Therefore, the user can select the  on the left menu and can edit the fields within the pop-up when selecting “Edit”:

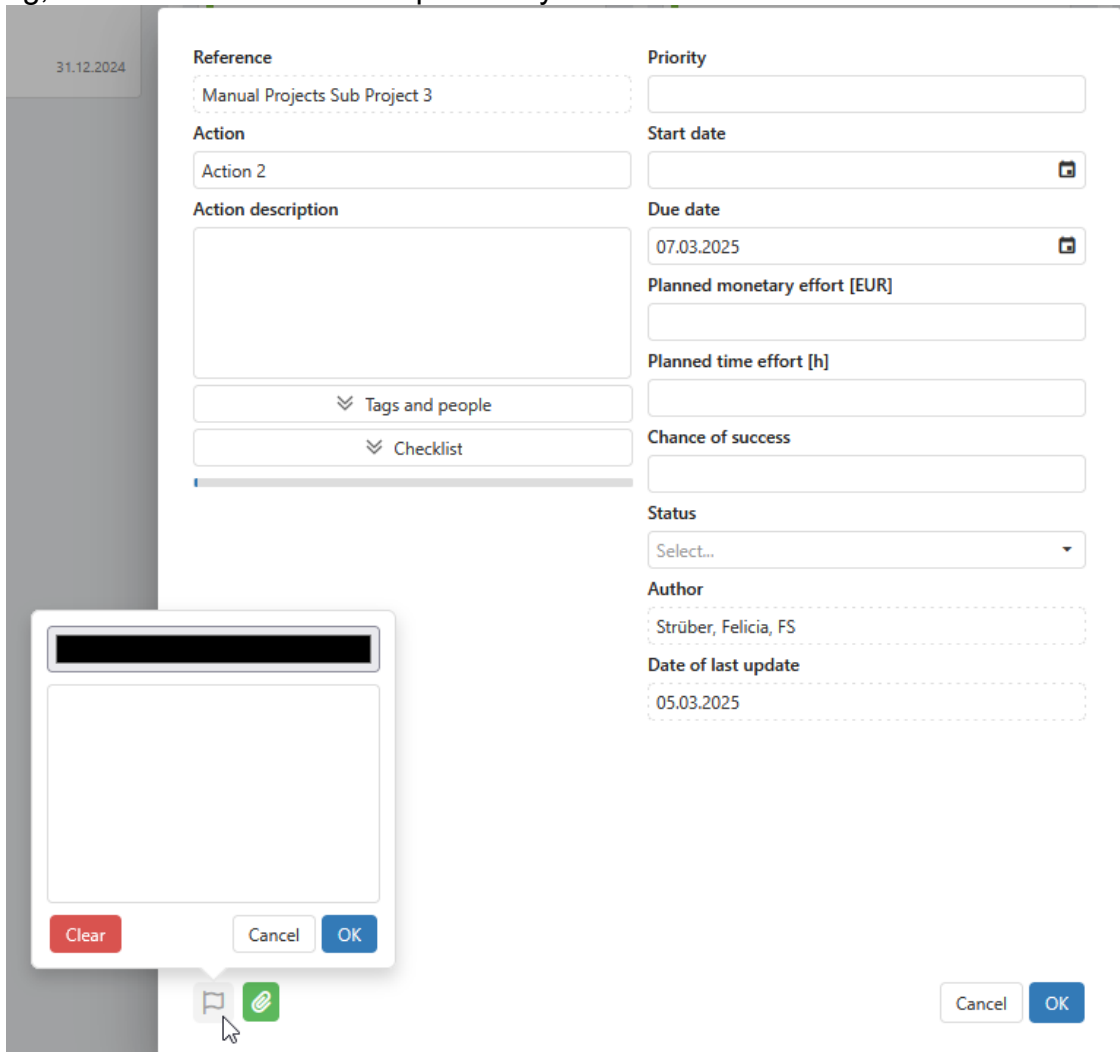


Please note that you can't edit the start and end date of the project. Therefore, we added a tooltip:

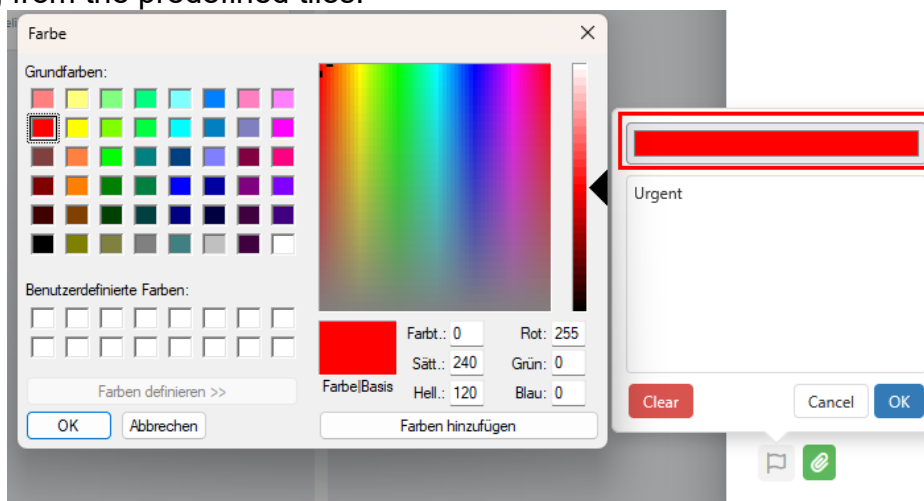


New sort and filter functions in task management

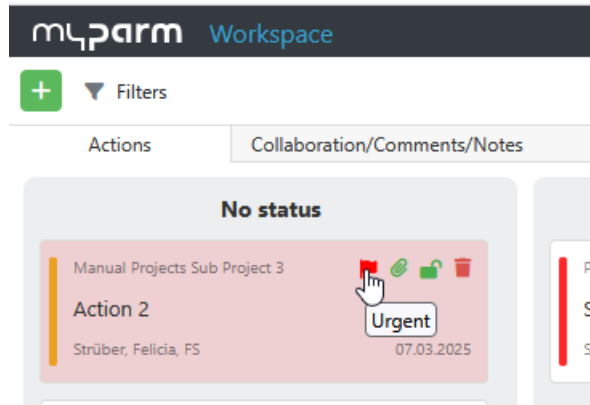
Tasks can now be marked with a coloured flag. To do this, select a task and choose a flag, which can also be accompanied by a comment.



The **colour** of the tile and the flag can be selected individually or determined by choosing from the predefined tiles.



After saving, the entire tile appears in the chosen **colour**, and when hovering over the flag, the entered comment is displayed as a tooltip. To make adjustments, the task must first be reopened.



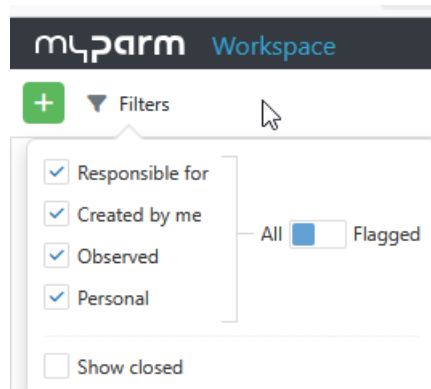
Icons in the top-right corner of the tile now only appear when hovering over the tile. This improves clarity.

Optimization of the Kanban presentation

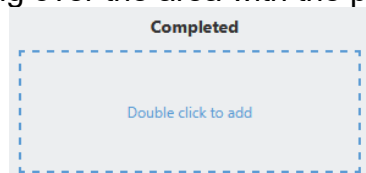
In the workspace, it is now possible to filter tasks based on the following criteria:

- Responsible for
- Created by me
- Observed
- Personal

Additionally, all statuses can be displayed, or marked tasks can be searched for within the above-mentioned categories.



Tasks could already be added via double-click, but we now display this at the appropriate place when hovering over the area with the pointer.



Top-down budget input option

We introduce the project budget field in the project attributes. Starting from the process step "Create Idea", the project budget can be recorded top-down.

This budget can be used to perform a reconciliation in the subprojects (PLAs).

During budget creation, a warning is displayed if the total budget from all subprojects exceeds the overall budget. A tooltip on the warning icon indicates that the total PLAs exceed the project budget.

myPArM Simple budget What's new Workspace TET Project Invoicing Dashb

PLA	Status
PM.Manual Projects.Sub Project 1	Open
PM.Manual Projects.Sub Project 2	Open
PM.Manual Projects.Sub Project 3	Open
PM.Manual Projects.Task 1	Open

PM.Manual Projects.Sub Project 3[EUR]: Sub Project 3 Manual Projects (01.01.2023 - 31.12.2024)

Valid from 31.12.2021 Budget is still valid

Fee

Fee type	Total fee	Already invoiced	Remaining	Adjustment	Comment
Own labour	0.00	0.00	0.00		
3rd party	0.00	0.00	0.00		
Expenses / Material	0.00	0.00	0.00		
Total	0.00	0.00	0.00	0.00	

Budget

Budget type	Total budget	Total hours	Total actuals	Remaining hours	Remaining total	Budget adjustment	Comment
Own labour	200,000.00	0.00	0.00	0.00	200,000.00	200,000.00	
3rd party	0.00		0.00		0.00		
Expenses / Material	0.00		0.00		0.00		
Total	200,000.00	0.00	0.00	0.00	200,000.00	200,000.00	


Summary The total PLA budgets have exceeded the project budget.

WIP	Actual P/L	Project result	Profit/Loss	Profit/Loss %	POC %
-200,000.00	-200,000.00	-200,000.00	-200,000.00	-100.00	0.00

HR – Preselection of language and myPArM start page per user

From **Admin** → **Organization** → **HR**, the login screen for users can now be customized.

If the default view differs for individual users or groups, it can be easily managed this way.

Personal data 

Active RM relevant

Title
Select... ▾

First name
B.

Last name
Budget

Short name
B.Budget

Number
0.101

Login
B.Budget

Password
••••••

Confirm password
••••••

Language
English (British) ▾

Default view
Home ▾
Timesheet
Schedule
Expenditures
Project
Budget
Project control
Invoicing
Payments
Controlling
HR
Workspace
Home

2. Quality enhancement

Cashflow – Showing/editing decimal values on focus

We enhanced the current Cashflow settings by a new option showing decimal values. Budget and revenue values are now rounded for display but show exact figures with two decimal places when clicked. In read-only fields, totals, and the Profit/Loss row, tooltips provide precise values. Calculations use the full decimal values, ensuring accuracy. Existing values remain unchanged in case the RM is already in place.

Adjustments require copying them to cashflow/budget again, afterwards they will be visible as described above.

Project structure – Automatic focus

While working in the project structure and adding new elements, we realized that the workflow improves when the focus is placed directly on the name.

Now, you can easily adjust automatically generated names (if enabled) or directly assign names to sub-projects, work packages, activities, phases, or any other project structure within myPARM.

Main attributes	Custom fields	PLA	Invoicing
WBS ID		WBS element type	
2.4		Task	
Name			
Task			
Start date		End date	
01.01.2023		07.01.2023	
Duration		Deadline date	
7 d			
Working days		Working weeks	
5 d		1.0 w	
POC		Calculated POC	
Performance share (EVA)			
Comment			
<input type="checkbox"/> Always critical <input type="checkbox"/> Finished		<input checked="" type="checkbox"/> Billable	
		<input type="button" value="Cancel"/> <input type="button" value="OK"/>	

Mobile timesheet – Fast navigation

When clicking on timesheet you get redirected to the list view of timesheet.

3. Bugfixes

TET – Add expenditures

When the user adds expenditures and there is no generation activated from the organization, then there will be an error message: “It’s not possible to generate the expenditure number. Please contact your administrator.”

If the administrator merely forgot to configure the settings in the organizational structure, this serves as a final reminder.

Resource management – Weekly dashboard

If an employee was not assigned to an organizational unit for an entire week, they were not displayed correctly on the dashboard.

The solution covers two cases:

1. In the week when the employee starts working, they are assigned to the first organizational unit they are linked to.
2. In the week of an organizational unit change, they are assigned to the unit that is valid on the first day of that week.

Workspace – Grid after editing logs

The grid view became narrower after editing logs from the list. This issue has been fixed, and the grid now retains its original size after editing logs.

Country comboboxes

When typing letters to search for a country in our dropdown lists, no suggestions appeared.

This issue has been fixed, and the improvement has been applied across various areas in myPARM, including:

- C&S Addresses
- Sender addresses
- Bank details
- HR Private and business contact details
- Editing the project structure
- Creating contract within the PLA tab
- Creating customers

Eternal loading indicator

There was an issue with the loading indicator, which has now been successfully fixed. The issue occurred only in rare cases but caused the loading indicator to remain visible for an extended period, even though the site had already loaded. This has now been resolved.

Gantt dependency not updated correctly

An issue occurred where dependencies were not adjusted when the duration of a predecessor changed. This only happened when two summary tasks were linked, and the child task of the preceding summary was extended via the popup. When extended directly on the chart, the dependency updated correctly.

This is now solved and dependencies update now the way we expect it.